

# BPC-iMX8MP-03 Industrial Computer



## BPC-iMX8MP-03 Industrial Computer



### Overview:

BPC-iMX8MP-03 Industrial Computer is a compact and durable box PC designed for industrial applications. It is composed of a DEBIX SOM A core board, a DEBIX SOM A I/O Board carrier board, and a steel and aluminum enclosure.

It's built to withstand harsh environments with a wide operating temperature range of  $-20^{\circ}\text{C}$  to  $70^{\circ}\text{C}$ , and it guarantees more than 50,000 hours of MTBF. All serial ports and GPIO are designed with isolation to improve safety.




### Main Features:

- **Durable:** Solid steel and aluminum enclosure, wide temperature ( $-20^{\circ}\text{C}$  to  $70^{\circ}\text{C}$ ), >50000 hours of MTBF
- **Modular:** Utilizes DEBIX SOM A core board and DEBIX SOM A I/O Board carrier board for flexibility
- **Multiple boot options:** Support eMMC, Micro SD and SPI Nor Flash(reserved)
- **Software Compatibility:** Support Windows, Ubuntu, Yocto and Android operating systems
- **Powerful connectivity:** Include dual Gigabit network, 2.4GHz & 5GHz Wi-Fi, Bluetooth 5.0 and one Mini PCIe for 4G module/LoRa module/network card
- **Rich and isolated I/O:** 4 x USB 3.0, 2 x USB 2.0 and isolated interfaces: 4 x RS232, 2 x RS485/ RS232/ CAN, 4 x DI, 4 x DO

## Specification:

System	
Motherboard	DEBIX SOM A (Core Board) + DEBIX SOM A I/O Board (Carrier Board)
Boot	(1) Support boot from eMMC on DEBIX SOM A (2) Support boot from Micro SD on carrier board (3) Support boot from SPI Nor Flash on carrier board (reserved)
Memory	Onboard 2GB LPDDR4 (1GB/4GB/8GB optional)
Storage	Onboard 16GB eMMC (8GB/32GB/64GB/128GB/256GB optional)
OS	Windows 10 IoT Enterprise, Ubuntu 22.04, Yocto-L5.10.72_2.2.0, Android 11
Communication	
Gigabit Ethernet	2 x Independent MAC Gigabit RJ45 port, both support POE power supply (need POE power device module)
Wi-Fi & Bluetooth	2.4GHz & 5GHz Wi-Fi and Bluetooth 5.0, external SMA antenna for Wi-Fi&BT (4G or LoRa antenna is optional)
Video & Audio	
Display	1 x HDMI output, Type-A female socket
Audio	1 x Headphone and mic combo port, 3.5mm socket
External I/O	
DC IN	1 x Power socket for 5.5mm x 2.1mm plug
USB 3.0	4 x USB 3.0 Host, double-layer Type-A interface
USB 2.0	2 x USB 2.0 Host Type-A interface
Serial Ports	(1) 4 x Isolated RS232, compatible with UART TTL 3.3V without isolation (2) 2 x Isolated RS232/RS485/CAN (RS485 for default), compatible with UART TTL 3.3V without isolation
GPIO	(1) 4 x Isolated DI, support dry contact and wet contact (2) 4 x Isolated DO, support wet contact, compatible with dry contact of external relay
LED & KEY	(1) 1 x System LED (2) 1 x Power LED (3) 1 x ON/OFF
Internal I/O	
SIM Slot	1 x Built-in Micro SIM slot, push pop-up slot
SD Slot	1 x Built-in Micro SD slot, push pop-up slot
Mini PCIe	(1) Support 4G module such as Quectel 4G module, built-in SIM card, etc. (2) Support LoRa module (3) Support other expansion such as network card, SATA and serial port
Power Supply	
Power Input	DC 12V/2A power input for default, supports DC 12V~36V
Mechanical & Environmental	
Enclosure Material	Steel and aluminum alloy
Dimension	169.42(W)mm x 38.90(H)mm x 124.00(D)mm
Gross Weight	812g
Operating Temp.	-20°C~+70°C (industrial grade)
Relative Humidity	10%~90%
MTBF	>50000 hours
Shock	15G half-sine 11ms duration
Vibration	1Grms random 5-500Hz hr/axis

I/O Interfaces and Dimension:



## Safety Instruction:

***To avoid malfunction or damage to this product please observe the following:***

- Disconnect the device from the DC power supply before cleaning. Use a damp rag. Do not use liquid detergents or spray-on detergents.
- Keep the device away from moisture.
- During installation, put the device on a reliable table. It will be damaged if you drop it.
- Before connecting the power supply, ensure that the voltage is in the required range.
- The air vent in the bottom of the enclosure is used for heat dissipation. To prevent the device from overheating, don't cover the hole.
- Put the power cable in place to avoid stepping on it.
- If the device is not used for a long time, power it off to avoid damage caused by sudden overvoltage.
- Do not pour liquid into the hole of the enclosure, as this could cause fire or electrocution.
- For safety reasons, the device can only be disassembled by professional personnel.
- Do not place the device in a place where the ambient temperature is below  $-20^{\circ}\text{C}$  or above  $70^{\circ}\text{C}$ . This will damage the machine. It needs to be kept in an environment at controlled temperature.

---

## Contact Us:

Headquarters: DEBIX Technology Inc., 8345 Gold River Ct., Las Vegas, NV 89113, USA

Factory: 5-6/F., East Zone, Shunheda A2 Building, Liuxiangdong Industrial Park, Xili, Nanshan Dist., Shenzhen, China

Email: [info@debix.io](mailto:info@debix.io)

Website: [www.debix.io](http://www.debix.io)

Community: <https://discord.com/invite/adaHHaDKH2>

